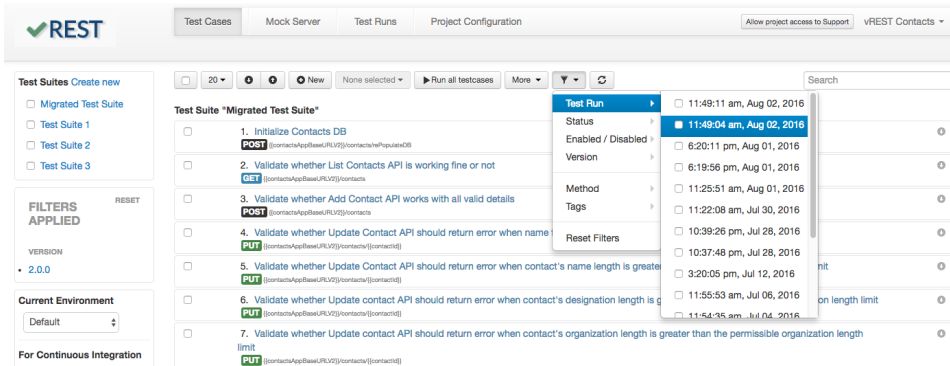


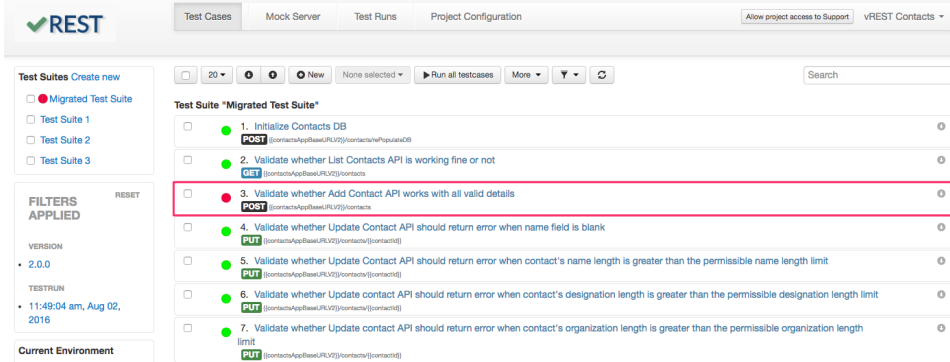
Viewing previous test run results

To view the API requests actually fired by vREST during the execution of a Test Run, please follow the steps below:

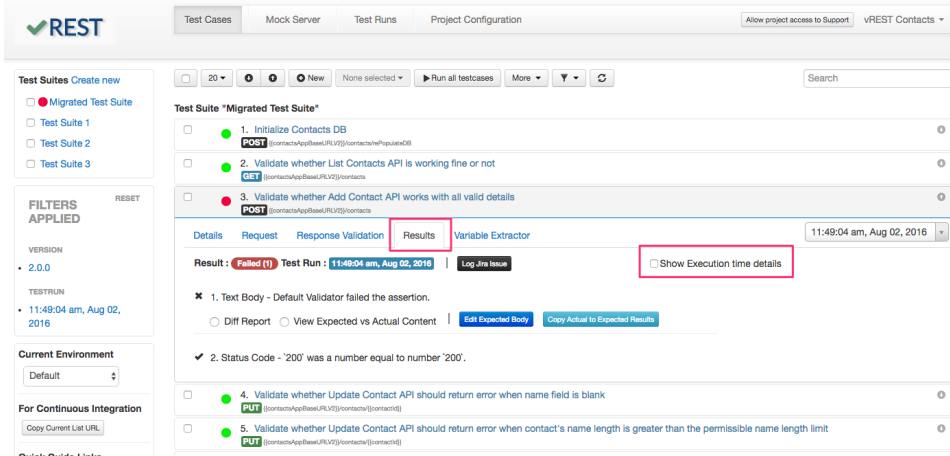
1. First filter on desired test run or do not filter if you want to debug last executed test run.



2. Now expand the test case which you want to debug.



3. And open the "Results" tab of this test case and click on "Show Execution Time Details".



4. vREST will show you the actual HTTP request details which was executed during the last / filtered test run. If vREST is sending the request data correctly and your actual response is wrong then you should verify your server code for this.

The screenshot displays the vREST web interface. At the top, there are navigation tabs for 'Test Cases', 'Mock Server', 'Test Runs', and 'Project Configuration'. The main area shows a test suite 'Test Suite 3' with a filter '2.0.0' applied. The current test run is '3. Validate whether Add Contact API works with all valid details', which has failed. The interface shows the request details, including the request body and the actual response body. The response body is a JSON object with fields like '_id', 'name', 'email', 'designation', 'organization', 'country', 'aboutMe', 'twitterId', and 'facebookId'. Below the response, there is an error message: '1. Text Body - Default Validator failed the assertion.' and buttons for 'Diff Report', 'View Expected vs Actual Content', 'Edit Expected Body', and 'Copy Actual to Expected Results'.

REST

Test Cases Mock Server Test Runs Project Configuration Allow project access to Support vREST Contacts

Test Suite 3

Filters Applied

VERSION

- 2.0.0

TESTRUN

- 11:49:04 am, Aug 02, 2016

Current Environment

Default

For Continuous Integration

Copy Current List URL

Quick Guide Links

- Continuous Integration
- New Response
- Validation works?

20 2. Validate whether List Contacts API is working fine or not. More Run all testcases

3. Validate whether Add Contact API works with all valid details

Details Request Response Validation Results Variable Extractor 11:49:04 am, Aug 02, 2016

Result: Failed (1) Test Run: 11:49:04 am, Aug 02, 2016 Log this issue Show Execution time details

Execution time request details:

Details Request Headers Response Headers

POST http://example.vrest.io/contacts/v2/test/contacts

Status code: 200

Actual request body:

```
{ "_id": null, "name": "John Doe", "email": "john.doe@example.com", "designation": "Chief Technical Officer", "organization": "Example.com", "country": "India", "aboutMe": "My name can be used as a placeholder name and I don't have any identity.", "twitterId": "fake.john.doe", "facebookId": "fake.john.doe", "githubId": "fake.john.doe" }
```

Actual response body:

```
{ "_id": "57a030594c8b119547000023", "name": "John Doe", "email": "john.doe@example.com", "designation": "Chief Technical Officer", "organization": "Example.com", "country": "India", "aboutMe": "My name can be used as a placeholder name and I don't have any identity.", "twitterId": "fake.john.doe", "facebookId": "fake.john.doe", "githubId": "fake.john.doe" }
```

1. Text Body - Default Validator failed the assertion.

Diff Report View Expected vs Actual Content Edit Expected Body Copy Actual to Expected Results