

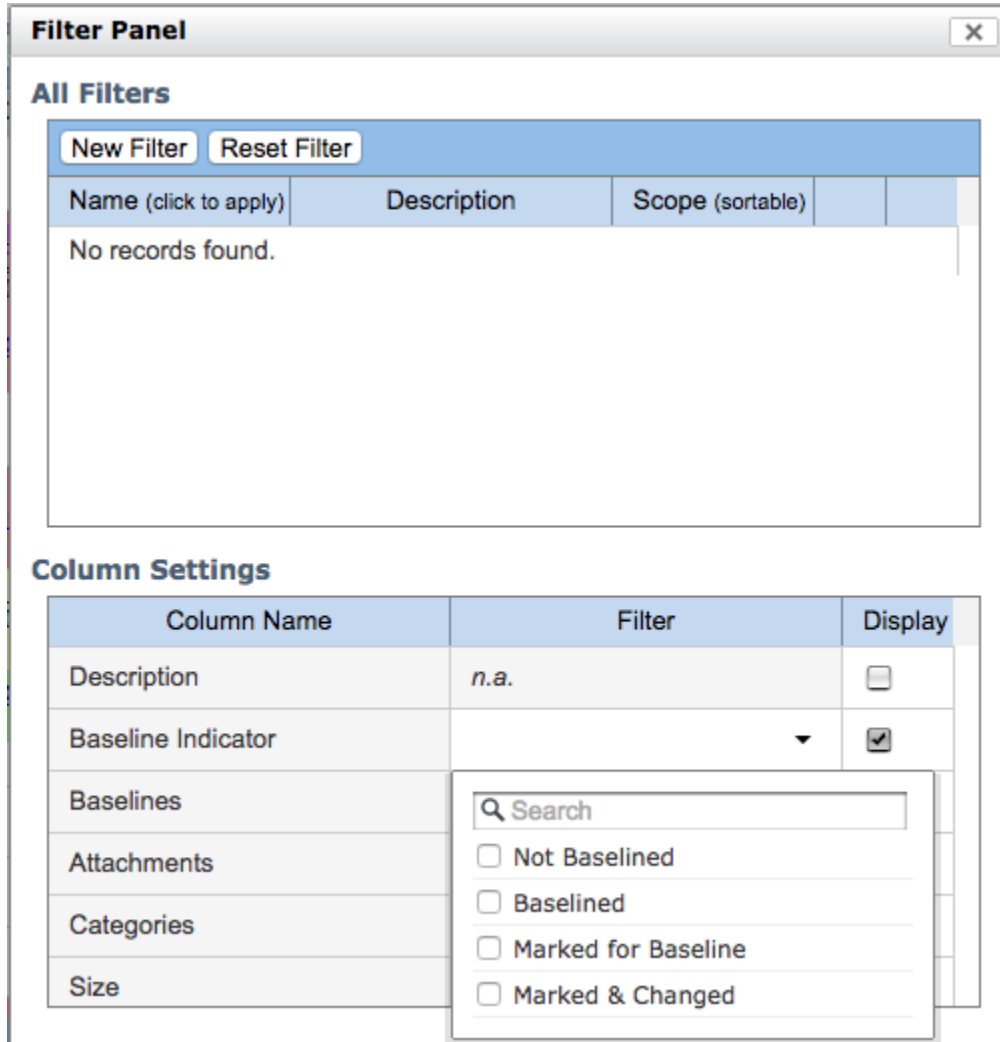


# Extending Traceability with Requirement Attributes

Recently many customers have felt this need of extending the Traceability view with additional Requirements Attributes and be able to apply filter on these Attributes.

So the filter and Column selection functions have been merged in Traceability view. By clicking on filter  or column selection  icons, user is presented the following panel



The screenshot shows a 'Filter Panel' window with a close button in the top right. It is divided into two sections: 'All Filters' and 'Column Settings'.

**All Filters**

Buttons: **New Filter** | **Reset Filter**

Name (click to apply)	Description	Scope (sortable)		
No records found.				

**Column Settings**

Column Name	Filter	Display
Description	<i>n.a.</i>	<input type="checkbox"/>
Baseline Indicator	▼	<input checked="" type="checkbox"/>
Baselines	Search	
Attachments	<input type="checkbox"/> Not Baselined	
Categories	<input type="checkbox"/> Baselined	
Size	<input type="checkbox"/> Marked for Baseline	
	<input type="checkbox"/> Marked & Changed	

The user will be able to perform the following operations on this view:

- **New Filter** creates a filter as per the current view settings.
- **Reset Filter** will restore the default view.
- **Column Settings**
  - Checking the box on Display Column will enable that column for display.
  - Set of values chosen in filter will filter the display as per the selection.
- Clicking on an existing filter from the list, will **apply filter** to the view.